




QUARTERLY PHYSICAL REPORT OF OPERATION
As of March 31, 2022

Agency : Department of Science and Technology (DOST)
Organization Code (UACS) : MIMAROPA Region Campus

Particulars	UACS CODE	Physical Target (Budget Year)					Physical Accomplishment (Budget Year)					Variance	Remarks
		1st Quarter	2nd Quarter	3rd Quarter	4th Quarter	Total	1st Quarter	2nd Quarter	3rd Quarter	4th Quarter	Total		
1	2	3	4	5	6	7	8	9	10	11	12	13	14
SCIENCE, TECHNOLOGY, ENGINEERING AND MATHEMATICS	3101000000000000												
OO : Increased competitiveness of Filipinos in Science and Engineering													
Outcome Indicators													
1 Percentage of PSHS graduates pursuing STEM courses				90%		90%	no data yet						3rd Quarter Target
2 Percentage of winnings/awards/recognition from the total number of STEM-related international (ASEAN included) competitions participated by the PSHS Scholars				85%		85%	0%						No data available yet
3 Percentile of PSHS students in Math in the US-based Scholastic Aptitude Test (SAT)				80th		80th percentile	n/a						no data available yet
Output Indicators													
1 Number of scholars supported				358		358	306						SY 2021-2022
2 Cohort survival rate Percentage of scholars who advance to the succeeding grade level until they complete the 6-year scholarship period				90%		90%	no data						no data available yet
3 Percentage of winnings, awards and recognition from total number of national and international competitions participated				85%		85%	0%						no data available yet
4 Rank of the campuses based on the overall UPCAT scores of the PSHS student-takers				Top20		Top 20	no data						no available data yet
SCIENCE, TECHNOLOGY, ENGINEERING AND MATHEMATICS	3102000000000000												
OO : Increased competitiveness of Filipinos in Science and Engineering													
Outcome Indicator													
1 Percentage of municipalities with applicants to the National Competitive Examination (NCE)				30%		30%	0%						3rd Quarter Target
Output Indicators													
1 Number of municipality recipients of promotional activities				22		22	no data yet						3rd Quarter Target
2 Percentage of freshmen who were able to get a General Weighted Average (GWA) of 2.5 or better in the second quarter of the school year				90%		90%	81.08%						60 out of 74 scholars

Prepared By: 
MARIGEN F. FRONDA
Budget Officer
2022-04-15 18:56:41

In coordination with: 
MERIAM F. FALLAR
FAD Chief
2022-04-15 18:56:41

Approved By: 
EDWARD C. ALBARACIN
DIRECTOR III
2022-04-20 07:28:34